

LP to CD

Convert vinyl records
and tapes to CDs

Dave and Jim did a demo a
few years ago (OS9).

What you need

- **Record player with pre-amplifier/equalizer**
(your Hi-Fi system with line output will work. You can now buy USB turntable that plug directly into the Mac)
- **or a tape player with line output (headphon**
- **Cables (RCA or mini plugs, depending..)**
- **Mac with audio input jack**
(or USB port plus adapter)
- **Recording software**
- **CD burner and software (e.g. iTunes)**

The Basic Setup



Turntable or
Cassette
tape player



Phonograph cartridges put signals that need pre-amplification and equalization.

Tape players work directly.



Line Out



RCA Plugs

Stereo
Mini Plug

Line In



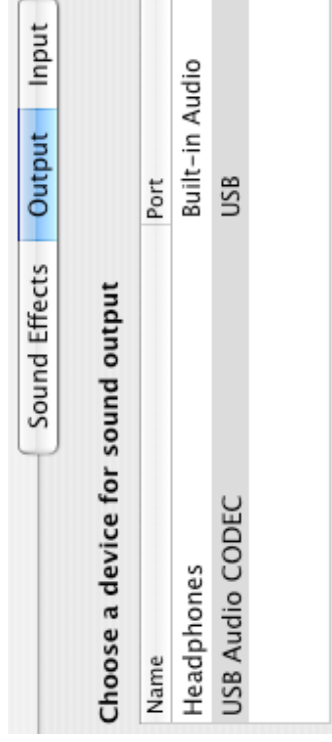
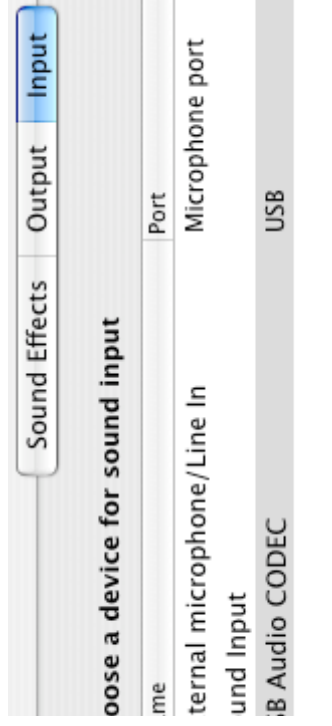
USB Audio

- Some iMacs, eMacs and G4's don't have audio input jacks
- Use iMic (\$40) or Instant Music USB adapters (\$60)
- Even if you have audio jacks USB audio gives better quality and frees up the audio ports

G5 iMacs and eMacs and MacBooks have FireWire input jacks



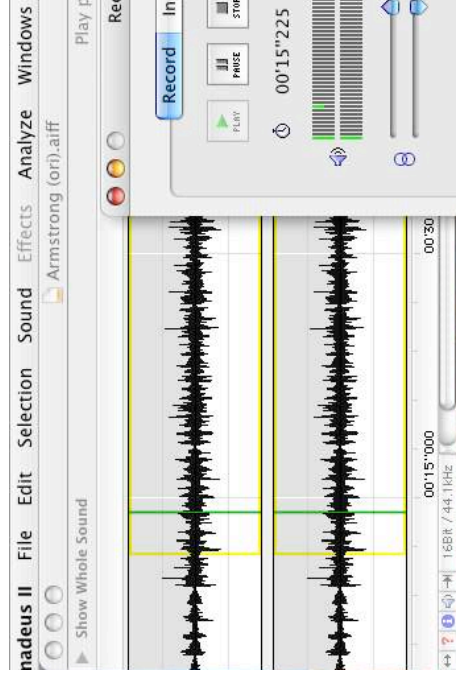
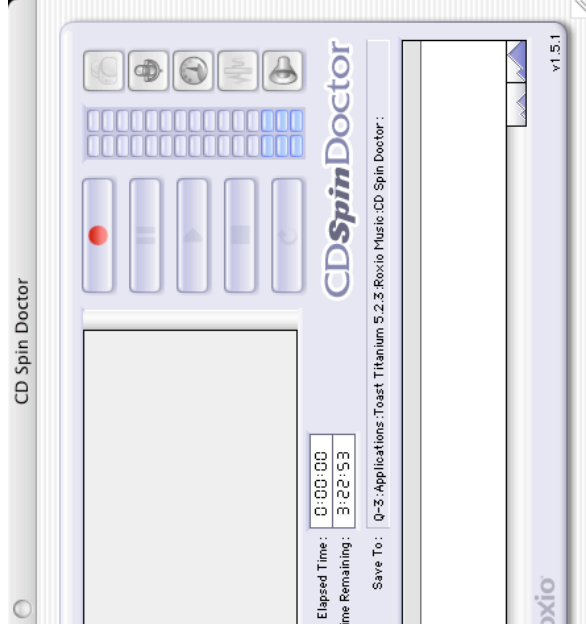
ADS Instant Music




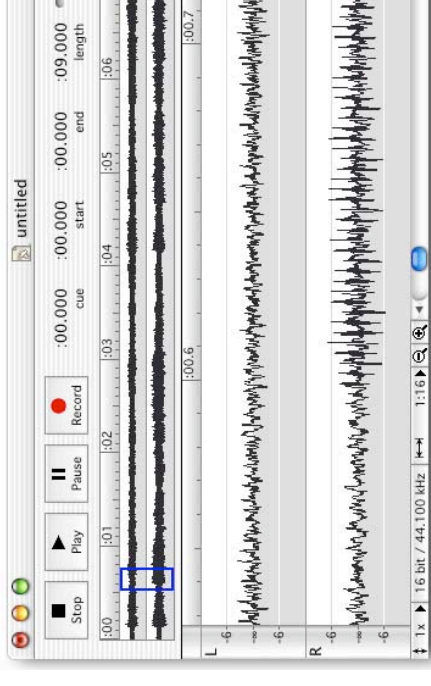
Audio Recording Software

- Full-featured *consumer* programs
the Pro stuff is much more expensive
- Amadeus II (\$30) & Amadeus Pro (\$40)
- SoundStudio3 (\$80)
- Apps bundled with other products
- CD Spin Doctor (Toast and ADS)
- Live Audio (Dragon Burn)
- Final Vinyl (Griffin iMic)
- Audio Recorder and Audacity are FREE
- Audio Hijack Pro (\$32) - Grabs any audio

Recording Software



Amadeus II and Sound Studio



- Level meters & Adjust
- Record/Play - Slice into tracks
- Edit
- Save as AIFF, MP3

Burn to CD

- iTunes (free)
- Commercial CD/DVD burning software
- Dragon Burn 4.1 (\$50) download
- Toast 8 (\$100) - discounts available