

The South Bay Mug

MAGINTOSH

A Monthly Cupful For South Bay Apple Mac User Group Members, July 2008

SBAMUG IN SEARCH OF A NEW MEETING SPACE

CAN YOU HELP US FIND ONE?

If you did not attend the June 25 meeting or have not visited our website or wiki recently, perhaps this is the first time you heard that after eight years, the Knob Hill Center will no longer be available for our monthly meetings, although we are scheduled there for the next few meetings as far as we know.

As vice president Jim Pernal recently e-mailed the group, "In a nutshell, the Knob Hill center is part of the City of Redondo Beach, but they lease the community center from the Redondo Beach School District. The School District has opened the property up to new lease, and the City will no longer be leasing the Knob Hill center from the School District. All exact details are not known yet. We likely will have until December of this year at the Knob Hill center, but we could possibly be forced out earlier. The bottom line is that we need to start to look for an alternate meeting location. For more details go to our wiki page on this subject or click on the "HELP! We need new Meeting Room" link on our main page and you will automatically be taken to the information and discussion on a new meeting location."

<http://www.sbamug.com>

[http://wiki.sbamug.com/corewiki/index.php?title=New Meeting Room](http://wiki.sbamug.com/corewiki/index.php?title=New_Meeting_Room)

Some members have posted possible locations on the wiki discussion link, and Terri Slaven compiled all the e-mail messages containing suggestions and posted them as well. As we explore options, it's important to remind possible managers of potential locations that we are an educational 501(C)3 non-profit organization.

The following is a list of the needs and wants for our new

meeting room space, compiled by President L.J. Palmer, if you begin investigating possible places.

- Be able to schedule one night per month for a 6:30 p.m. to 9:30 p.m. meeting. (Last Wednesday of the month preferred.)
- Room for at least 120 people.
- High speed Internet availability. (We prefer to provide wifi for our members during the meeting.)
- Adequate and safe parking.
- Prefer a one story building. If not, elevators needed.
- Prefer to stay near our current location in South Redondo Beach, but not a requirement.
- Fees not exceeding \$200 per month rental including use of wifi.
- Prefer no or low deposit setup fees and deposits without extra fees for liability insurance.
- Use of the location's chairs, tables, podium etc.
- Storage for projector screen a plus.
- PA system availability a plus. (If not supplied, would there be issues with other users in the building if we used one?)

If you have suggestions for or connections with potential location managers, please add your comments to the wiki discussion or e-mail them to the group.

IN THIS ISSUE

3. Machinations: Toast Review
4. Public Domain Recommendations
5. iBank Review and Tutorials at Apple
6. My First Mac Video Tutorials and MacDay L.A.
7. Meeting Information and Map



Welcome to South Bay Apple Mac User Group

You and your friends are invited to attend our next meeting.
Our membership dues are only \$35 per year, entitling you to this newsletter each month and many more benefits.
If you would like to become a member or get more information on SBAMUG, feel free to check out our web site at: www.sbamug.com.

P. O. Box 432
Redondo Beach, CA
90277-0432

310-644-3315
e-mail: info@sbamug.com

Our meetings are held at:

Redondo Beach Community Center
320 Knob Hill, Redondo Beach
(see map & directions on page 7)

Officers & Volunteers:

President:.....LJ Palmer
Vice President:.....Jim Pernal
Secretary:.....Wayne Inman
Treasurer:.....CW Mitchell
Directors at Large:.....Dave Nathanson,
George Kiefer, Dorothy Weeks, Louise Polsky,
Chuck Mulvey, Jayne Palmer
Membership Director:.....CW Mitchell
Webmaster & User Group Ambassador:
.....Bob Brooks
Server Director:.....Dave Nathanson
USPS Liaison:.....Don Myers
PD Disk Editor:.....Jim Pernal
Program Director:.....George Kiefer
Newsletter Editor:.....Fran Pullara
Raffle Chairman:.....George Griffiths
Raffle Director:.....Chuck Mulvey
RefreshmentCoordinator:..Louise Polsky, Taffy Rath

Membership Report:

*(You may notice your name is in larger letters on your card. That is so it can be used as a name tag at the meetings.
Your membership cards are in the mail!)*

Current Membership - 158

Welcome New Members

Eileen Rossick, Jade Neely, Marvin Abrams

Thank You Member Renewals

Jim McGreevy, Joe Lacascio

Remember, if your name is not spelled right or your expiration date is wrong, contact cwmitchell@sbamug.com for correction.

MONTHLY CALENDAR

1st Sat. - **SBAMUG Core Group Mtg @ announced locations, 10 a.m.**
1st Thur. - Long Beach Mug @ Emerson School, Palo Verde & Willow, Long Beach, 7 p.m.
1st Sat. - Orange Apple UG, Orange Coast College, Chem Bldg, Costa Mesa, 8 a.m.-1p.m.
3rd Sat - Adobe Tech Exchange Toyota Bldg on Gramercy near 190th, 9 a.m., \$10
Last Wed. - **SBAMUG Monthly Meeting**
Last Tues. - WOCMUG @ Emerson School, Palo Verde & Willow, Long Beach, 7 p.m.
Last Sat. - TRW / Northrop Ham Radio & Computer Swap Meet, 7 a.m. - 11:30 a.m.

The SOUTH BAY MUG (ISSN 1058-7810) is published monthly for \$35.00 per year by South Bay Apple Mac User Group, 2550 Via Tejon, Suite 3J, Palos Verdes Estates, CA 90274. Periodicals Postage Paid at Palos Verdes Peninsula, CA and at additional mailing offices. POSTMASTER: Send address changes to THE SOUTH BAY MUG, P.O. Box 432, Redondo Beach, CA 90277-0432.

The South Bay MUG is published by the non-profit South Bay Apple Mac User Group. Excerpts may be reprinted by user groups and other non-profit media. Credit must be given to SBAMUG and the author. In addition, a copy of all reprinted materials must be sent to us at the address listed above. The South Bay MUG is an independent publication not affiliated or otherwise associated with or sponsored or sanctioned by Apple® Computer, Inc. The opinions, statements, positions and views stated herein are those of the author(s) or publisher and are not intended to be the opinions, statements, positions or views of Apple® Computer, Inc.


Members are invited and encouraged to submit articles and original artwork for publication. Newsletter deadline is the last Wednesday of the month. Articles may be edited to fit in available space.

Please send to: redondowriter@sbamug.com

MAChinations

A personal view from Bob Toast 9

Toast from Roxio, roxio.com, is the ultimate disk burning program and one of my favorite applications. If your needs are basic, the CD/DVD burning capabilities built into OS X and iLife applications may be all you need. But, if you want to go further you need a good disk burning program and Toast is the king. There's not much it can't do.

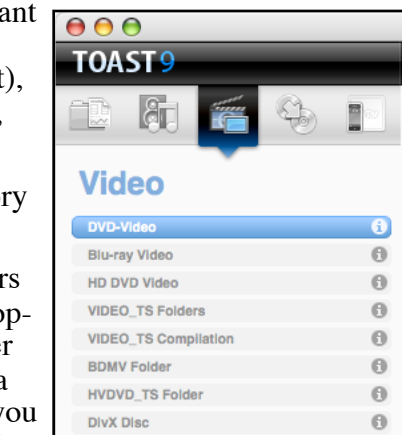


Toast is easy to use.

1. Pick the task you want to do from the five categories (see right), Data, Music, Video, Copy and Convert
2. Choose a subcategory or type of project.
3. Add files and folders by dragging and dropping from the Finder or use Toast's media browser that gives you access to all your files and iLife libraries. The media browser gives a real-time preview of most files — music, photos, videos and DVDs.
4. Set recorder options and start burning.

Toast 9 now burns DivX, Blu-ray and HD-DVD discs, although you'll need an external drive for the latter two formats since Macs don't yet include HD (high definition) drives. Toast exports in a huge variety of formats and can import all of the standard QuickTime formats, plus many more. Toast can copy unprotected CDs and DVDs and if the original is damaged, it will do its best to recover the files. It can span large amounts of data over several discs without splitting files. A feature I really like is that I can copy an entire 8.5 GB dual layer, unprotected DVD to a standard 4.7 GB disc. Toast compresses the video and uses all available disc space while maximizing video quality. If you take a lot of short videos, Toast now has batch support that lets you merge multiple videos onto a single DVD disc.

Toast comes with 5 additional programs (see right). A couple of these can make your



purchase well worthwhile.

- CD Spin Doctor is a basic, but capable audio recorder. It helps you set up your equipment, record from vinyl records or cassettes, filter out noise, split tracks, add song information and one-click burn to CD/DVD. It doesn't save in the MP3 format so you'll need to use iTunes. New is streaming audio capture from almost any source, such as Internet radio. I used it briefly, but found it doesn't compete with [Audio Hijack Pro](#).
- Disc Cover creates attractive labels, jewel case covers and inserts from a huge collection of templates and clip art. It prints to paper labels or direct to disc as well as LightScribe and Labelflash etching with a compatible printer.
- DiscCatalogMaker creates searchable catalogs of CD/DVD contents. This is a favorite as I archive many old files on CD/DVD. After a while I have no idea where my files are stored, but the program has a fast and flexible search capability that can find, show and open a file.
- Get Backup is a handy backup program. You can selectively back up, and optionally compress, your files and folders in a full or incremental mode.
- Streamer streams TiVo and EyeTV recordings from your Mac at home over the Internet or to a WiFi-connected iPhone, iPod Touch, Mac, or PC.

TiVoToGo lets you automatically schedule shows recorded on your TiVo to transfer to your computer. Trim and remove unwanted segments from TiVo and EyeTV recordings.

Toast comes with a 144 page users guide (PDF). Because there is so much to the program I find it a bit sparse in some areas. The extra programs have their own help files. Roxio's [web site](#) has a searchable knowledgebase and an on-line discussion forum that can be very useful.

The basic burning capabilities of Toast 9, honed over the years, are mostly unchanged from Toast 8, but there are many new and advanced features. Sadly, I was not able to check them out — support for Blu-ray and HD recorders, TiVo, EyeTV, Slingbox or one of the new AVCHD (Advanced Video Codec High Definition) camcorders.

Summary: Toast is essential if your needs go beyond the basic burning provided by OS X. If you already have Toast 8, it may be sufficient unless you need the advanced capabilities of Toast 9.

Bob Brooks Helping Beginners
310-545-8060 • DrBob@SBAMUG.com

PUBLIC DOMAIN CD (PD CD)

By Jim Pernal, PD Editor

In case you didn't know, I research and write the PD CD column in the newsletter each month and have for many years. I also make the physical CD that you can purchase at the back table at our monthly meetings. The CD's cost \$5 each (except the archive CD that costs \$20).

Published every other month, these discs contain the shareware, freeware, and public domain (PD) programs reviewed monthly in the club's newsletter. If you are new to these terms, **Shareware** is defined as programs you can try out, and if you like them, pay the developer the shareware fee. Often features may be limited until you pay the fee and get the registration code. **Freeware** is defined as free programs, but retain copyright control by the developer. **Public domain** is defined as free programs that don't have copyright control.

My columns are also on the club's new wiki. Go to the main page and click on PD CD. You can read the articles in the notebooks to determine the system requirements for each program. Generally OS X is required for the past several years.

This month I'm featuring eight with a two aimed toward book collectors.

1Password-2.6.2.dmg This password manager program has been well reviewed. It integrates into most browsers (Safari, Firefox, etc). It can generate strong passwords. It can be used with iPhone and Palm Pilot. It adds to the power of Safari's autofill and the OSX keychain. OSX 10.4 - 10.5

Books_3.1.9.tbz Freeware personal library management. You can enter in all sorts of book details as well as search and sort. It can support barcode scans. OSX 10.5

Golfcard.dmg If you are a golfer, this is a scorecard keeper and analysis tool. It keeps track of scores and courses, weather, putts, fairway hits and so on. OSX 10.2 - 10.5

GrandPerspective-0_9_12.dmg This is an update of a useful utility I have reviewed in the past. This shows your hard drive or other storage in a graphical way. Individual files are color coded into rectangles. The larger the file size, the larger the graphic. This is a great way to quickly locate the large files that are taking up space on your drive. Freeware. OSX 10.3 to 10.5

librarian_pro.dmg This is the second book inventory type program this month. Can be used with other media such as CD's and DVD's. It uses Amazon lookup to help fill in the information. OSX 10.4 to 10.5

WebSnapper.dmg This is a Safari plug-in that lets you capture the entire webpage exactly. Save as a file, PDF file or to the clipboard. OSX 10.4-10.5 PPC and Intel.

whatsopen_v10.dmg Here's another freeware utility program. This will let you see all the open programs on your Mac and you can then filter the results. It's good for finding the open programs on removable media. OSX 10.5 only

YummySoup!.dmg This shareware is a recipe organizer. You can organize and share recipes (including pictures), and create shopping lists. You can import from the Internet, but this is an updated version that I have reviewed this program before. OSX 10.4-10.5

The CD for this month will be at the August 2008 meeting as the July-August 2008 CD.

Catch you at the July meeting.

If You Haven't Tried iBank 3, Check It Out in a Free Trial

by Margaret Wehbi

I'll admit it: I have never had a personal budget. Since childhood, I have had the uncanny ability to spend less than I bring home. But, with gas prices rising so fast, I wondered, "Just how do I spend my money?"

iBank 3 (release date May 12, 2008) is a personal finance manager made just for Leopard. From the second I opened iBank 3, I got that warm and fuzzy feeling that this was designed as a Mac application and not just an afterthought of a PC application.

Setting up my accounts was very easy and fast. iBank 3 comes with an 18 page quick start guide as well as a 341 page nicely laid out reference manual. I had the option of iBank directly downloading my account transactions. My bank charges a fee for this service, however, so I chose instead to connect to my bank's website and download files.

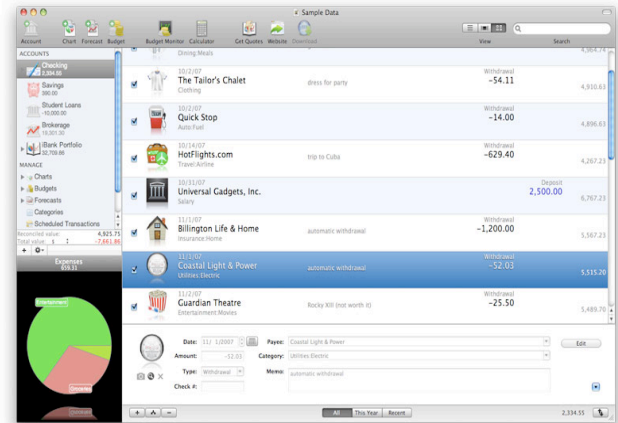
With my checking and credit card accounts set up, I created a spending chart. The chart easily captured my credit card transactions, but the checking account transactions were nowhere to be found. I searched the user forums and manual for help, but could not find an answer. I sent an e-mail to the support team who responded immediately and asked for specific information from me. I provided it to them and after several e-mails back and forth, I still do not have a solution.

iBank 3 has many other features that I did not test, including sync transactions with iPhone; check stocks from any web browser, iPhone or iPod Touch and export tax data to tax software. The fact that I can't make a simple chart has left me disappointed. Perhaps this new release has many bugs in it that will be resolved soon with updates. I am not ready to abandon this software yet as

I think it has such a nice user interface and their support is very responsive.

<http://www.iggsoftware.com/ibank/> Full version \$59.99 Upgrade \$29.99

Check it out!



FREE VIDEO AND TEXT TUTORIALS AT APPLE.COM

Editor's Note: If you haven't visited Apple's video and text tutorials at <http://www.apple.com/findouthow/mac/>, I can't begin to recommend them enough. This month Anatomy of a Mac is featured, which includes:

- Get Started with Mac
- Wireless
- Going Further with Leopard
- Customizing Your Mac
- Using the Dock
- Using Mail
- Using Address Book
- Using Safari
- Using iCal
- Using iChat

But, what I include here is the tip of the iceberg. A few members have also reported great success with the classes that are available at the Apple store as well. Check out the Manhattan Beach's classes, which are free with reservations, by the way.

NEED SOME HELP?

195 Free Mac Video Tutorials Available at My First Mac

Editor's Note: One of my favorite source sites for Mac information is My First Mac. Dorothy Weeks recently directed me to this article written by Chris Kerins. Check out these tutorials also known as screencasts. Chris's live links are at:

<http://www.myfirstmac.com/index.php/mac/articles/195-free-mac-video-tutorials-the-master-list-for-new-mac-users/>

Hate reading? Some people are better watching someone show them how than figuring something out from instructions. If this sounds like you, then you'll love our master list of free Mac video tutorials.

Some people call them screencasts, others video tutorials. Some authors make them for profit and some offer them for free. You'll find a mixture of these out on the web and for the most part, they can be very helpful to those who like to watch.

I've gone ahead and linked to the free ones, but often they are provided as samplers of a larger body of screencasts that you can purchase. So if you find these to be a great way to learn about your new Mac, go ahead and pay for the full content from groups like ScreenCastsOnline, Switching2Mac, and MacProVideo. You notice on the web pages pitches to buy the full group of tutorials. If you decide to become a member of ScreenCastsOnline, use our affiliate link to help MFM.

As to the free ones, Apple has really been putting out first rate videos lately. It appears that they have been making a concerted effort to reach Mac users in video form as well as their robust text driven help. They even offer their quick tips as podcasts. Apple also offers

some guided tours linked to in the Dig Deeper section at the bottom.

In making this list for you, I've stayed with tutorials for Mac Basics plus many of the essential applications that come with your new Mac. I've tried to pick ones that are current with Leopard, but there are some Tiger ones included that would also work in Leopard.

I've skipped the older and out of date ones. Believe it or not, there are some that go back to System 7. Also, there are additional tutorials out there that cover other applications, but this list is focused on a solid Mac foundation.

Mac Day L.A. Saturday, July 26 10 a.m. – 5 p.m.

Those who have attended this monthly event report that it's informational and fun. There are a wide variety of presentations and tutorials. Check the website, <http://macdayla.com>, to see the activities for the day.

July Location: Busby's
5346 Wilshire Blvd., Los Angeles, CA 90036
(on Wilshire 1 1/2 blocks west of La Brea)

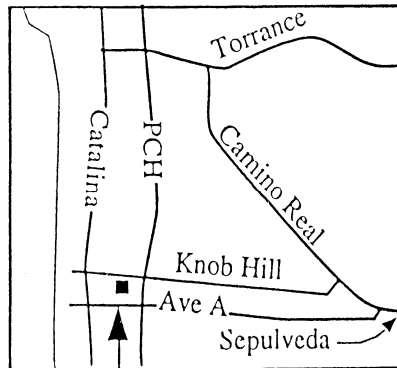
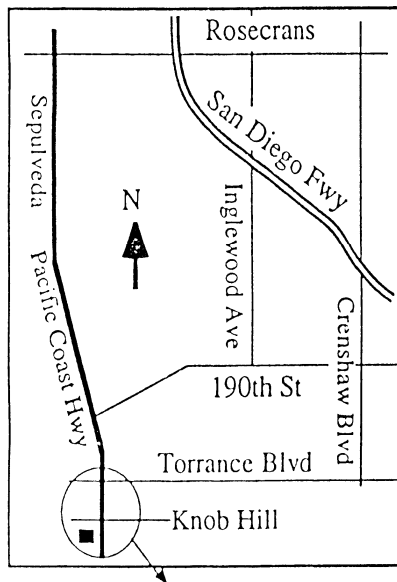
\$15 in advance
\$25 at the door
Children \$5 at the door

For more information and to RSVP or pre-register, visit the website linked above.

AN OLD APPLE JOKE FROM THE 80S

Q: How many Apple engineers does it take to screw in a light bulb?

A: One. They just hold the bulb in place and the world revolves around them.



We're at 320 Knob Hill at
PCH • Free Parking

THIS MONTH'S MEETING

Wednesday, July 30, 7:30 p.m.

320 Knob Hill, Redondo Beach

(see map at left for directions)

Attention Beginners

At 6:30 p.m., prior to the main meeting, SBAMUG always offers two beginners Q & A sessions. One is hosted by Bob Brooks and Jim Pernal in the main hall. The second group is in the kitchen, hosted by L.J. Palmer.

July 30

Freeway Express and Freeway Pro

**Ian Schray, US Marketing Manager,
Softpress Systems Ltd.**

Freeway provides WYSIWYG html generator for web design. See Bob Brooks article on page 3 in last month's newsletter for more detailed information about Freeway.

August 27

Tentatively scheduled as iMovie HD or iMovie '08

Discussion is still underway on this presentation. iMovie HD is part of iLife '06. Now discontinued software, it is the only choice for users of G3, G4 and single processor G5's. (Also available with iLife '08) Check the wiki for confirmation of this presentation.

Thanks, Refreshment Committee, for all your hard work every month. All goodie donations are deeply appreciated.

- **Become a member.** It's only \$35 a year and your membership is tax-deductible because we are a non-profit organization. As a paid member, you have the privilege of creating a SBAMUG e-mail account, post photos in the new gallery, or create a webpage with WordPress software. You can also get a wiki password which allows you to post there and add your own links.
- **Bring your laptop to meetings.** If you have a wi-fi capable laptop, bring it to the meetings as we have free Internet access. It helps to go to the links the presenter is talking about and bookmarking them.
- **Volunteer to help in whatever way you can.** Can you host a Core Group or Special Interest Group (SIG) meeting? Though we don't have any SIGs at the moment, there is movement toward starting a few. We always need people to bring refreshments, set up and clean up to name but a few.
- **Suggest articles for the newsletter.** This is your newsletter. What would you like to read about? E-mail your editor at redondowriter@sbamug.com.
- **Website and wiki.** Our website (<http://www.sbamug.com>) with a link to the wiki (http://wiki.sbamug.com/corewiki/index.php?title=Main_Page) has a lot of important information for Mac users at all levels. Be sure to check it often and participate.
- **We're All In This Together.** Do you have any comments or ideas for future meetings? Write them down and drop them in our Suggestion Box on the refreshment table at our monthly meeting, or speak to a Core Group member. We welcome your input.

PERIODICALS

South Bay Apple Mac User Group
P. O. Box 432
Redondo Beach,
CA 90277-0432



SBAMUG Membership Application

South Bay Apple Macintosh User Group provides Mac owners and users with a local source of shared knowledge and experience through monthly meetings, training seminars and our monthly newsletter.

Individual and family membership is \$35 per year payable to SBAMUG.

☐ New Member ☐ Member Renewal

Name: _____

Address: _____

City: _____ State: _____ Zip: _____

Home Phone: _____ Email Address: _____

Special Computer Interest: _____

Model of Macintosh You Use Most: _____

How did you hear about SBAMUG?: _____

Comments: _____

Signature: _____ Date: _____

Bring Application & Fees to Meetings or Mail to:

SBAMUG
P.O. Box 432
Redondo Beach, CA 90277